



## ANALYSIS OF FEEDBACK FOR SYLLABUS 2020-21

The colleges' IQAC collect feedbacks from the stakeholders namely, students and teachers. All the feedbacks collected from stakeholders are meticulously analyzed by the IQAC members. The responses and suggestions of the stakeholders are integrated to the action plan of IQAC for the upcoming academic sessions.

Stakeholders are provided with printed feedback forms on the parameters of course learning outcomes, syllabus reference, course utility, course optional papers, syllabus teaching compatibility, syllabus improvement scope. Responses of the stakeholders are asked on the scales of excellent, good and ordinary.

Based on the responses of the stakeholders, IQAC committee in consultation with the principal tries to incorporate changes for improvement and betterment so that the follow up actions on enactment of recommendations given by the stake holders are taken care of.

Principal

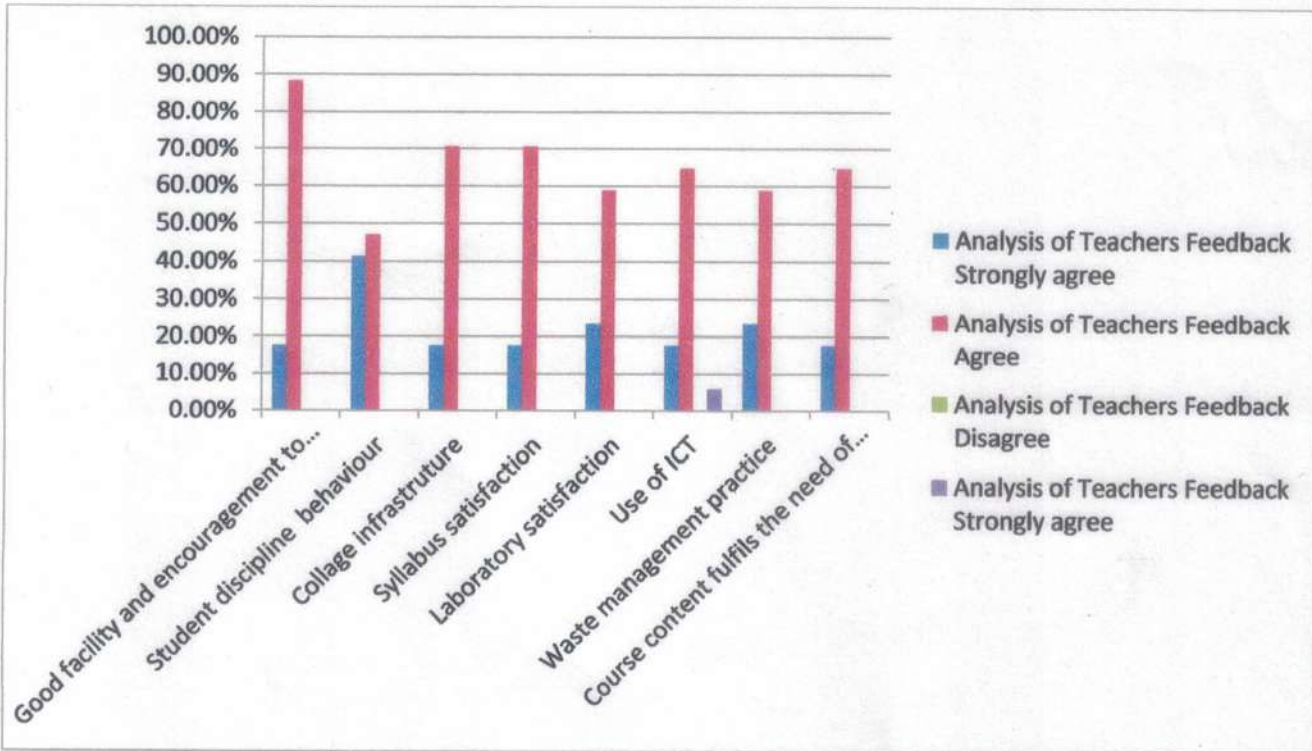
प्राचार्य


शास.कमलादेवी महिला महाविद्या  
राजनांदगाँव (छ.ग.)



## ANALYSIS OF TEACHERS FEEDBACK

S. No	Name	Strongly agree	Agree	Disagree	Strongly agree
1	Good facility and encouragement to the teacher for their rearch	17.64%	88.23%	0.00%	0.00%
2	Student discipline behaviour	41.47%	47.06%	0.00%	0.00%
3	Collage infrastruture	17.64%	70.59%	0.00%	0.00%
4	Syllabus satisfaction	17.65%	70.60%	0.00%	0.00%
5	Laboratory satisfaction	23.52%	58.82%	0.00%	0.00%
6	Use of ICT	17.65%	64.71%	0.00%	5.88%
7	Waste management practice	23.54%	58.85%	0.00%	0.00%
8	Course content fulfils the need of student	17.66%	64.71%	0.00%	0.00%



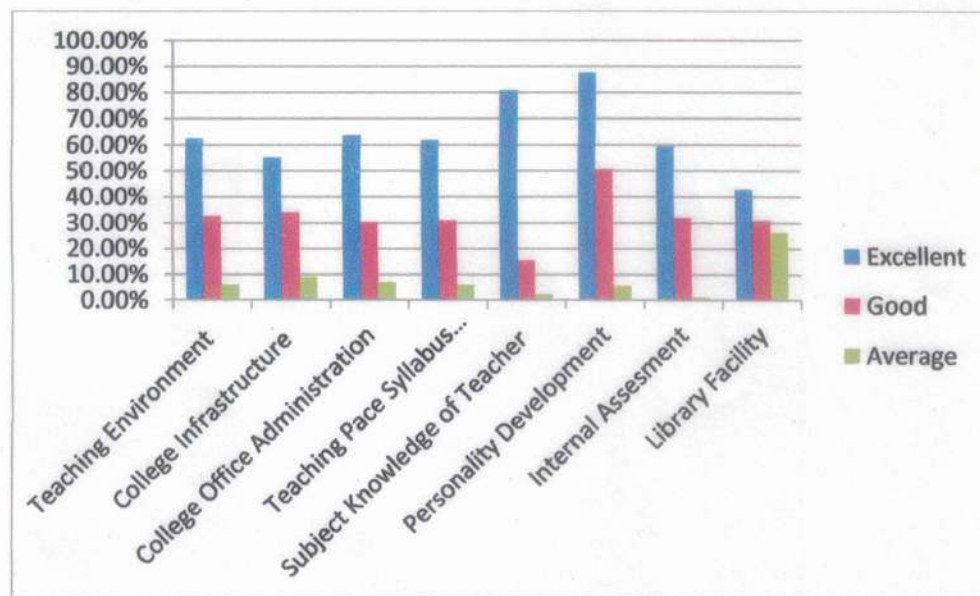
  
**Principal**  
 शास.कमला देवी राठी महिला महाविद्यालय राजनंदगाँव (छ.ग.)  
**Signature with Seal**



## ANALYSIS OF STUDENTS FEEDBACK (SESSION 2020-21)

S.No	Name	Excellent	Good	Average
1	Teaching Environment	62.50%	32.73%	5.95%
2	College Infrastructure	55.28%	34.12%	9.13%
3	College Office Administration	63.69%	30.35%	7.15%
4	Teaching Pace Syllabus Completion	61.90%	30.95%	5.95%
5	Subject Knowledge of Teacher	80.95%	15.47%	2.39%
6	Personality Development	87.50%	50.59%	5.56%
7	Internal Assesment	59.52%	32.14%	1.20%
8	Library Facility	42.86%	30.95%	26.19%

## ANALYSIS OF STUDENTS FEEDBACK (SESSION 2020-21)



*[Handwritten Signature]*

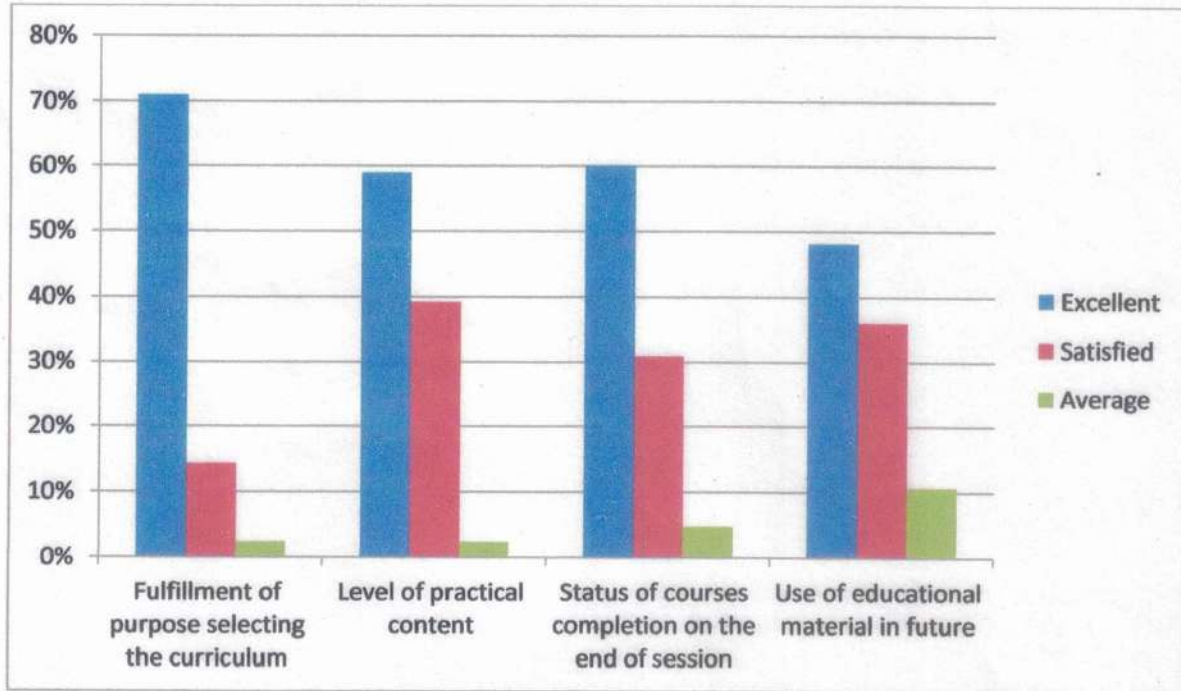
Principal

Signature with Seal  
 GOVT. KAMLA DEVI RATHI MAHILA PG MAHAVIDYALAYA  
 RAJNANDGAON (C.G.)



## STUDENTS FEEDBACK FOR SYLLABUS

S.No	Aspect of Feedback	Excellent	Satisfied	Average
1	Fulfillment of purpose selecting the curriculum	71%	14.28%	02.38%
2.	Level of practical content	59%	39.28%	02.38%
3.	Status of courses completion on the end of session	60.07%	30.95%	04.76%
4.	Use of educational material in future	48.08%	36.09%	10.71%



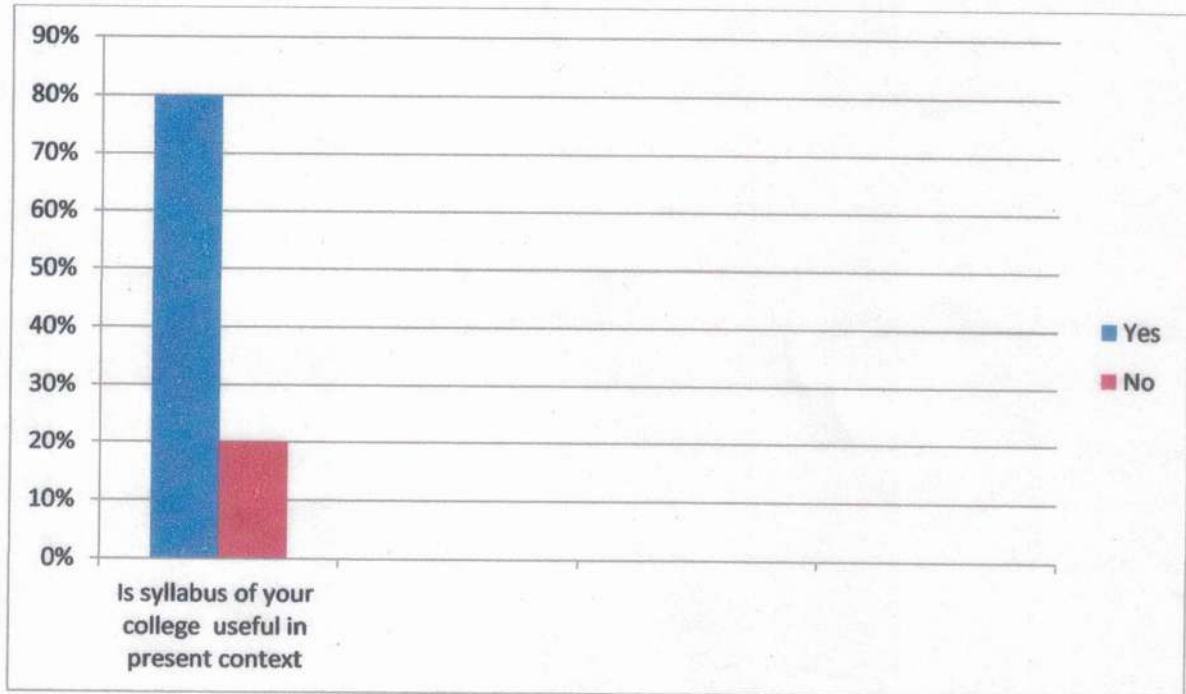
*[Handwritten Signature]*  
Principal


Signature with Seal



## ALUMNI FEED BACK FOR SYLLABUS

S.No	Aspect of Feedback	Yes	No
1.	Is syllabus of your college useful in present context	80%	20%

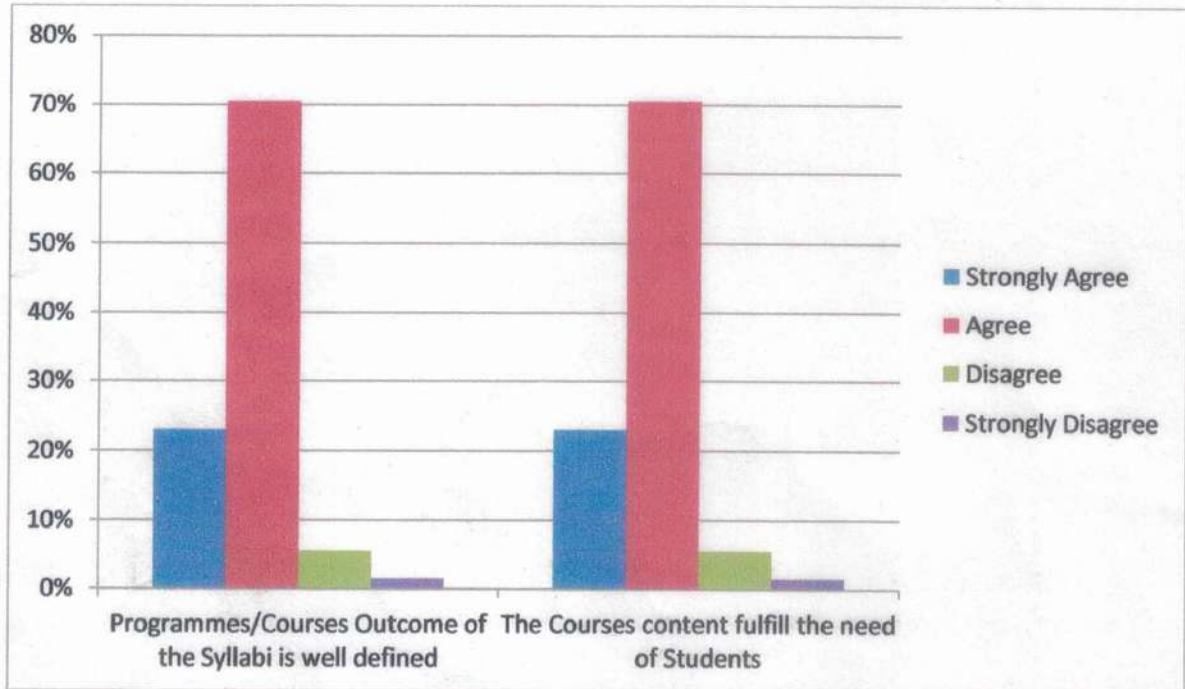


  
Principal  
Signature with Seal  
राज कमुला देवी राठी महिला महाविद्यालय  
राजनांदगाँव (छ.ग.)



## TEACHERS FEED BACK REPORT

S.No	Aspect of Feedback	Strongly Agree	Agree	Disagree	Strongly Disagree
1	Programmes/Courses Outcome of the Syllabi is well defined	23%	70.5%	5.5%	1.5%
2	The Courses content fulfill the need of Students	23%	70.5%	5.5%	1.5%



*[Handwritten Signature]*

Principal

Signature with Seal  
शाह कामला देवी राठी महिला महाविद्यालय  
राजनंदगाँव (स.ग.)